

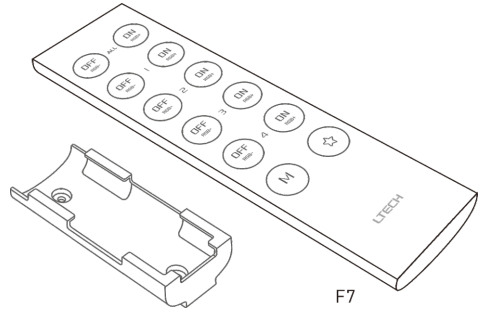
## 2 4G LED RGB Controller



### Main Characteristics

#### F7 RF RGB Remote Control

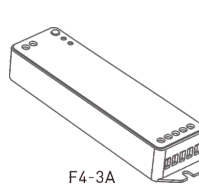
- Remote Option: RGB, 4 zones control
- Working Voltage: 3Vdc (Battery CR2032)
- Wireless Frequency: 2.4GHz
- Working Temperature: -30 -55
- Package Size: L150xW46xH18(mm)
- Weight(G.W.): 85g



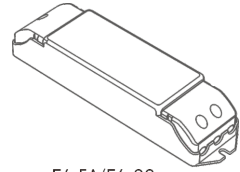
F7

#### F4-3A CV Receiver

- Input Voltage: 5-24Vdc
- Current Load: 3A x 4CH Max. 12A
- Max Output Power: 60W/144W/288W(5V/12V/24V)
- Working Temperature: -30 -55
- Package Size: L127xW35xH24(mm)
- Weight(G.W.): 60g



F4-3A



F4-5A/F4-CC

#### F4-5A CV Receiver

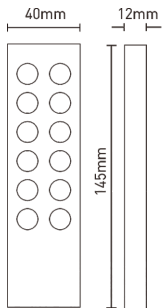
- Input Voltage: 5-24Vdc
- Current Load: 5A x 4CH Max. 20A
- Max Output Power: 100W/240W/480W(5V/12V/24V)
- Working Temperature: -30 -55
- Package Size: L178xW48xH33(mm)
- Weight(G.W.): 150g

#### F4-CC CC Receiver

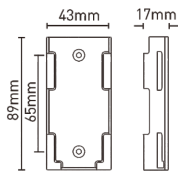
- Input Voltage: 12-48Vdc
- Output Voltage: 3-46Vdc
- Output Current: CC 350/700/1050mAx4CH
- Output Power: 1.05W-48.3Wx4CH Max 193.2W
- Working Temperature: -30 -55
- Package Size: L178xW48xH33(mm)
- Weight(G.W.): 165g

Note: Receiver is sold separately.

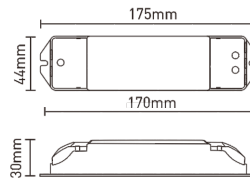
### Dimensions



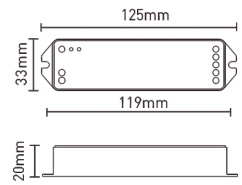
F7



Holder



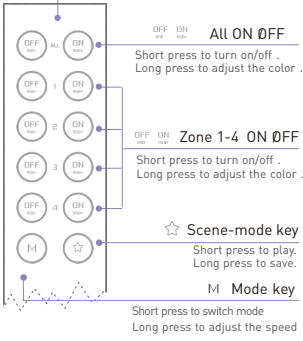
F4-5A/F4-CC



F4-3A

# Operating Instruction for Remote:

## Indicator Light

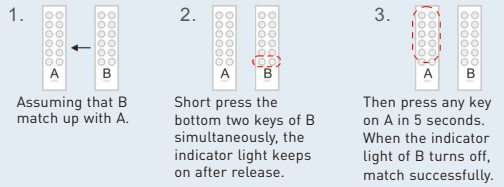


## The Changing Mode

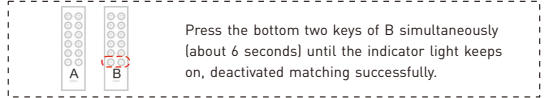
1. RGB Jumping
2. 7 Colors Jumping
3. RGB Smooth
4. 7 Colors Smooth

## Match/Clear code between remotes

### Match code:



### Clear code:



## Match/Clear code between remote and receiver

### Match code:

#### Method 1 :

- Step 1. Power on the receiver, and complete step 2 in 10 seconds.
- Step 2. Long press the matching zone key "ON", "OFF" on the remote simultaneously, the lamps flicker several times, the buzzer beep once, match successfully.

#### Method 2 :

- Step 1. Short press the ID learning button on the receiver, the buzzer beep once.
- Step 2. Long press the matching zone key "ON", "OFF" on the remote simultaneously, the lamps flicker several times, the buzzer beep once, match successfully.

### Clear code:

#### Method 1 :

Power on and off the receiver continuously for 5 times, If the buzzer long beep and lamps flicker twice, deactivate the matching successfully.



#### Method 2:

Long press "ID learning button" on receiver for 5 seconds, If the lamps flicker twice, deactivate the matching successfully.



## Wiring Diagram :

